

# ISO in figures 2019

---

## Members

**164** national standards bodies, comprising

**121** member bodies,

**39** correspondent members,

**4** subscriber members.

## Technical committee structure

**3 632** technical bodies, comprising

**248** technical committees,

**501** subcommittees,

**2 782** working groups, Sub groups and

**101** ad hoc study groups.

## Staff

### *Technical secretariats*

**39** member bodies provide the administrative and technical services for the secretariats of committees of the ISO technical programme. These services involve a full-time staff equivalent to **500** persons.

### *Central Secretariat in Geneva*

**152.4** full-time staff from

**24** countries coordinate the worldwide activities of ISO

## Development of International Standards

### *Total at 31 December 2019*

**22 913** International Standards and standards-type documents.

These standards represented a total output of **1 096 398** pages in English and French (terminology is also often provided in other languages).

### *In 2019*

**1 638** International Standards and standards-type documents published.

This output represented a total of **84 313** pages for 2019.

## Work in progress

**2 025** new projects (work items) registered.

**4 702** work items appeared on the programmes of work of the technical committees.

The breakdown was as follows:

**1 513** work items at preparatory stage,

**1 206** committee drafts,

**1 983** Draft International Standards (DIS) and Final Draft International Standards (FDIS).

## Meetings

**28** technical meetings were in progress, on average, each working day of the year somewhere in the world.

**3 677** technical meetings were held in

**61** countries, comprising

**225** meetings of technical committees,

**436** meetings of subcommittees,

**3 016** meetings of working groups or ad hoc groups.

In addition to **1 129** virtual meetings

## Liaisons

**768** international organizations were in liaison with ISO technical committees and subcommittees.

*(Liaisons Category A & B)*

## Electronic access to technical information

Complete information on ISO's standardization activities (including the *ISO Memento* and the *ISO Catalogue*) is available from ISO Online, accessible on the Web at the following address:

[www.iso.org](http://www.iso.org).

## Portfolio of published ISO deliverables and work programme

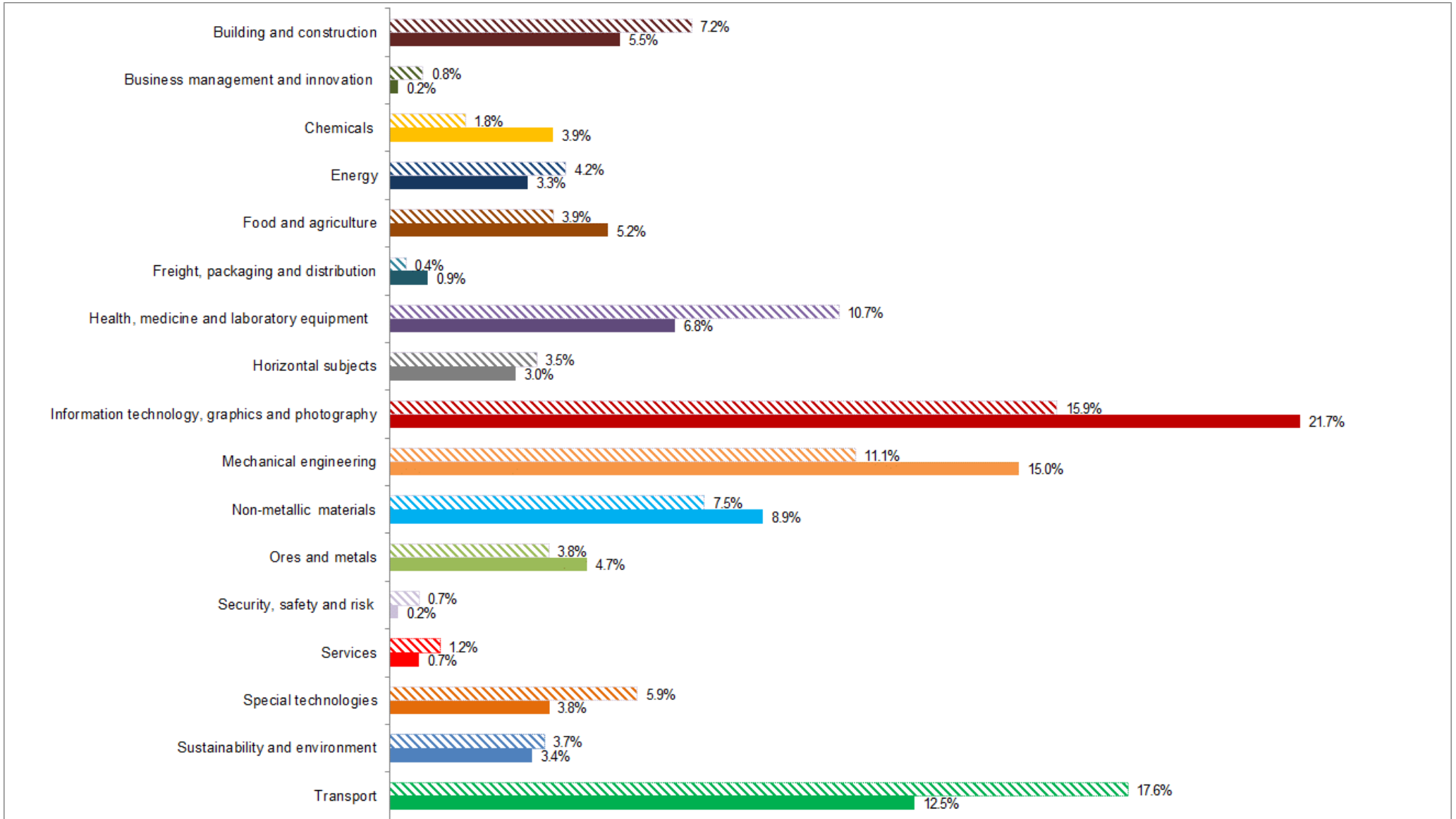
breakdown by technical sectors<sup>1</sup>

Technical Sectors	New registered in 2018	%	Total active work items	%	New published ISO deliverables <sup>2</sup>	%	Number of pages	Total published ISO deliverables <sup>2</sup>	%	Number of pages
Building and construction	126	6.2%	337	7.2%	86	5.3%	3351	1263	5.5%	52992
Business management and innovation	17	0.8%	40	0.8%	10	0.6%	740	56	0.2%	4400
Chemicals	34	1.7%	87	1.8%	71	4.3%	2218	887	3.9%	22125
Energy	76	3.8%	197	4.2%	72	4.4%	3163	748	3.3%	31243
Food and agriculture	76	3.8%	185	3.9%	52	3.2%	2229	1192	5.2%	37030
Freight, packaging and distribution	5	0.2%	20	0.4%	5	0.3%	244	214	0.9%	5939
Health, medicine and laboratory equipment	174	8.6%	501	10.7%	165	10.1%	9453	1552	6.8%	89105
Horizontal subjects	41	2.0%	163	3.5%	46	2.8%	3342	692	3.0%	33557
Information technology, graphics and photography	466	23.0%	746	15.9%	362	22.1%	21646	4961	21.7%	367182
Mechanical engineering	266	13.1%	522	11.1%	176	10.7%	10960	3446	15.0%	159624
Non-metallic materials	138	6.8%	351	7.5%	169	10.3%	5031	2047	8.9%	55522
Ores and metals	67	3.3%	179	3.8%	53	3.2%	2148	1082	4.7%	32122
Security, safety and risk	12	0.6%	31	0.7%	2	0.1%	598	39	0.2%	2838
Services	22	1.1%	59	1.2%	19	1.2%	1402	154	0.7%	7896
Special technologies	100	4.9%	278	5.9%	74	4.5%	4096	864	3.8%	35971
Sustainability and environment	73	3.6%	174	3.7%	71	4.3%	5163	776	3.4%	41915
Transport	329	16.2%	827	17.6%	196	12.0%	8117	2872	12.5%	111524
Others (under TMBG <sup>3</sup> )	3	0.1%	5	0.1%	9	0.6%	412	68	0.3%	5413
<b>Total</b>	<b>2025</b>		<b>4702</b>		<b>1638</b>		<b>84313</b>	<b>22913</b>		<b>1 096 398</b>

<sup>1</sup> Based on the technical sectors established by the TMB (17 sectors)

<sup>2</sup> International Standards and all others document-type (like Technical Report, Technical Specifications, Publicly Available Specification, etc.)

<sup>3</sup> ISO/TMBG refers to the groups that report to the ISO Technical Management Board (TMB).



## Portfolio of ISO standards and Draft International Standards

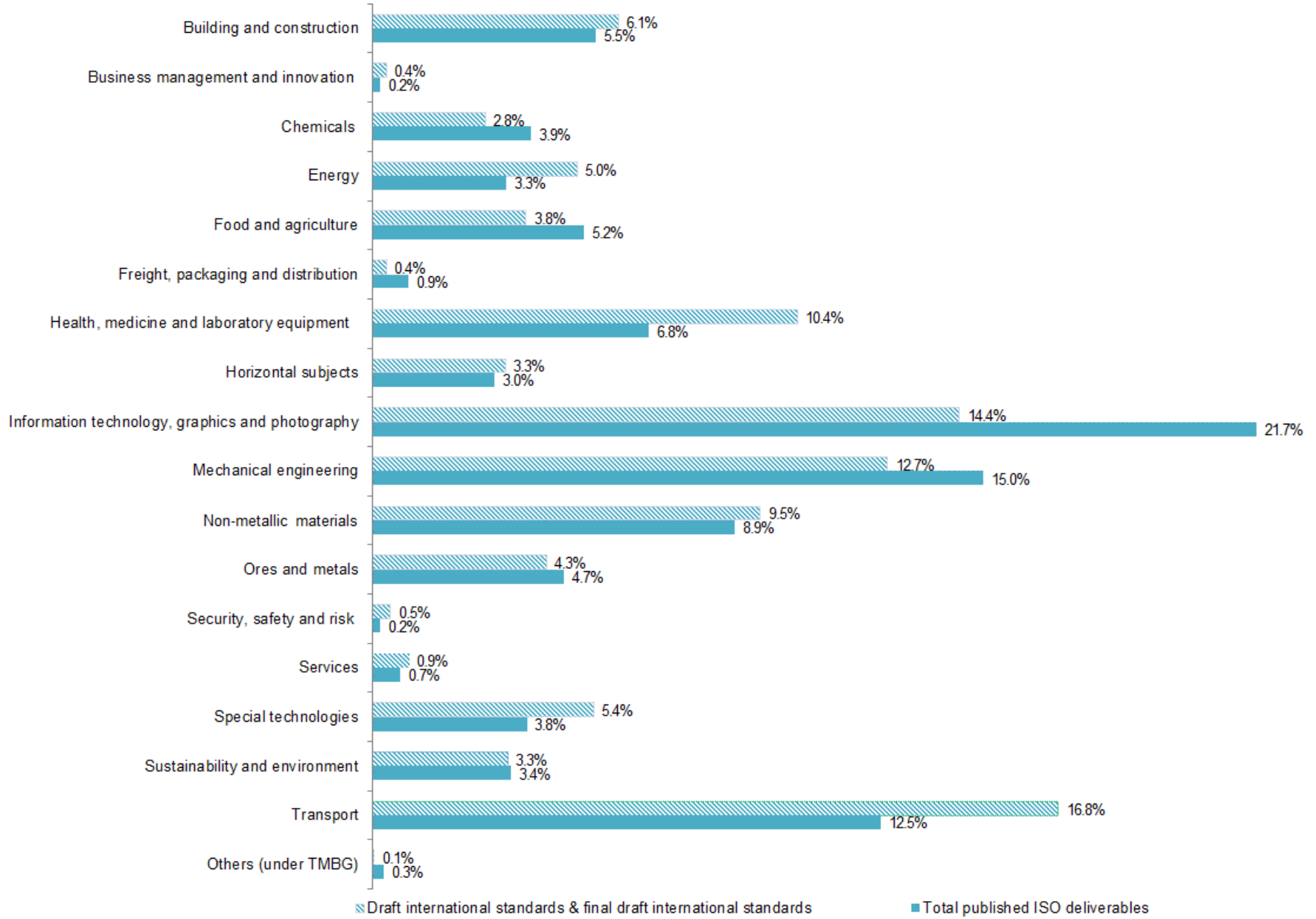
by technical sector at the end of 2018

### Breakdown by technical sectors

Technical sectors	Draft international standards & final draft international standards	%	Total published ISO deliverables <sup>4</sup>	%
Building and construction	120	6.1%	1263	5.5%
Business management and innovation	7	0.4%	56	0.2%
Chemicals	55	2.8%	887	3.9%
Energy	100	5.0%	748	3.3%
Food and agriculture	75	3.8%	1192	5.2%
Freight, packaging and distribution	7	0.4%	214	0.9%
Health, medicine and laboratory equipment	207	10.4%	1552	6.8%
Horizontal subjects	65	3.3%	692	3.0%
Information technology, graphics and photography	286	14.4%	4961	21.7%
Mechanical engineering	251	12.7%	3446	15.0%
Non-metallic materials	189	9.5%	2047	8.9%
Ores and metals	85	4.3%	1082	4.7%
Security, safety and risk	9	0.5%	39	0.2%
Services	18	0.9%	154	0.7%
Special technologies	108	5.4%	864	3.8%
Sustainability and environment	66	3.3%	776	3.4%
Transport	334	16.8%	2872	12.5%
Others (under TMBG <sup>5</sup> )	1	0.1%	68	0.3%
<b>Total</b>	<b>1 983</b>		<b>22913</b>	

<sup>4</sup> International Standards and all others document-type (like Technical Report, Technical Specifications, Publicly Available Specification, etc.)

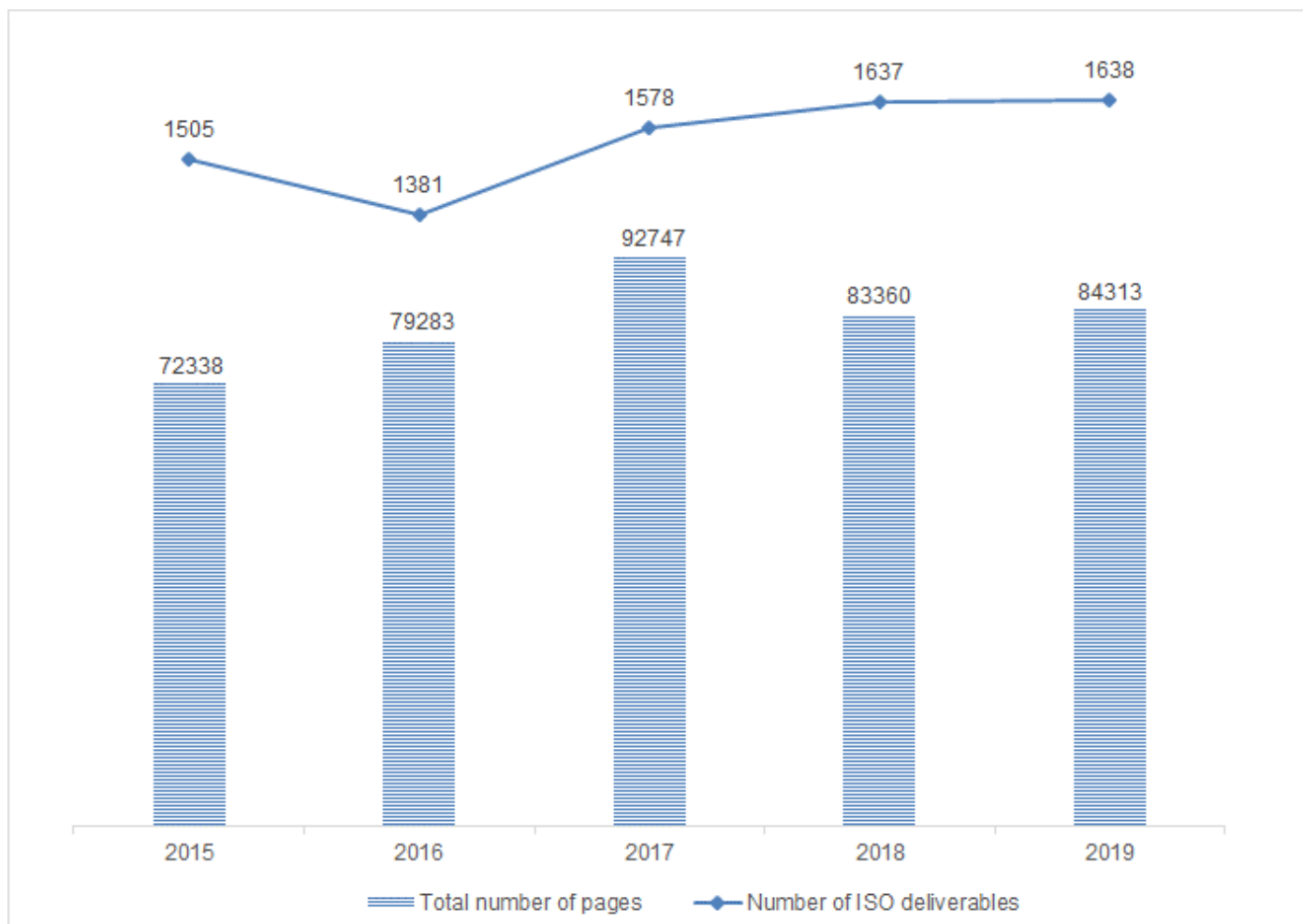
<sup>5</sup> ISO/TMBG refers to the groups that report to the ISO Technical Management Board (TMB).



## ISO Data for Yearly production:

Number of ISO Deliverables and total number of pages (2015-2019)

	Number of published ISO deliverables	Total number of pages
2015	1 505	72 338
2016	1 381	79 283
2017	1 578	92 747
2018	1 637	83 360
2019	1638	84 313



## ISO member bodies' contribution to the standards process

ISO Member	Number of active secretariats at TC and SC level	Number of convenorships at WG level	ISO Member	Number of active secretariats at TC and SC level	Number of convenorships at WG level
Algeria [IANOR]		1	Japan [JISC]	75	229
Argentina [IRAM]	1	5	Kenya [KEBS]	1	2
Australia [SA]	23	56	Korea, Republic of [KATS]	20	112
Austria [ASI]	5	17	Luxembourg [ILNAS]		3
Belarus [BELST]		1	Malaysia [DSM]	4	8
Belgium [NBN]	1	26	Mexico [DGN]	1	1
Brazil [ABNT]	5	15	Netherlands [NEN]	14	56
Canada [SCC]	15	96	New Zealand [NZSO]		5
Chile [INN]		1	Norway [SN]	9	31
China [SAC]	79	199	Philippines [BPS]		2
Colombia [ICONTEC]	2	2	Poland [PKN]	2	2
Czech Republic [UNMZ]		3	Portugal [IPQ]	1	4
Denmark [DS]	3	21	Qatar [QS]		1
Egypt [EOS]		3	Russian Federation [GOST R]	6	4
Estonia [EVS]		1	Senegal [ASN]	1	
Finland [SFS]	3	10	Singapore [SSC]		4
France [AFNOR]	76	196	Slovakia [UNMS SR]		1
Germany [DIN]	130	391	Slovenia [SIST]		2
Ghana [GSA]	1		South Africa [SABS]	9	7
Greece [NQIS ELOT]		1	Spain [UNE]	6	18
Hong Kong [ITCHKSAR]		1	Sweden [SIS]	26	59
Iceland [IST]		2	Switzerland [SNV]	15	30
India [BIS]	10	14	Thailand [TISI]	1	6
Indonesia [BSN]		1	Tunisia [INNORPI]	1	
Iran, Islamic Republic of [ISIRI]	5	17	Turkey [TSE]	2	1
Ireland [NSAI]		6	Uganda [UNBS]		2
Israel [SII]	4	13	Ukraine [DSTU]	1	1
Italy [UNI]	20	48	United Kingdom [BSI]	78	239
Jamaica [BSJ]	1	1	United States [ANSI]	103	437